



LE FONDS EUROPÉEN DE DÉVELOPPEMENT RÉGIONAL  
ET LA WALLONIE INVESTISSENT DANS VOTRE AVENIR

## EUROPEAN STRUCTURAL FUNDS 2014-2020

### « Programme Wallonie-2020.EU »

ERDF in Wallonia  
14th May 2018

---

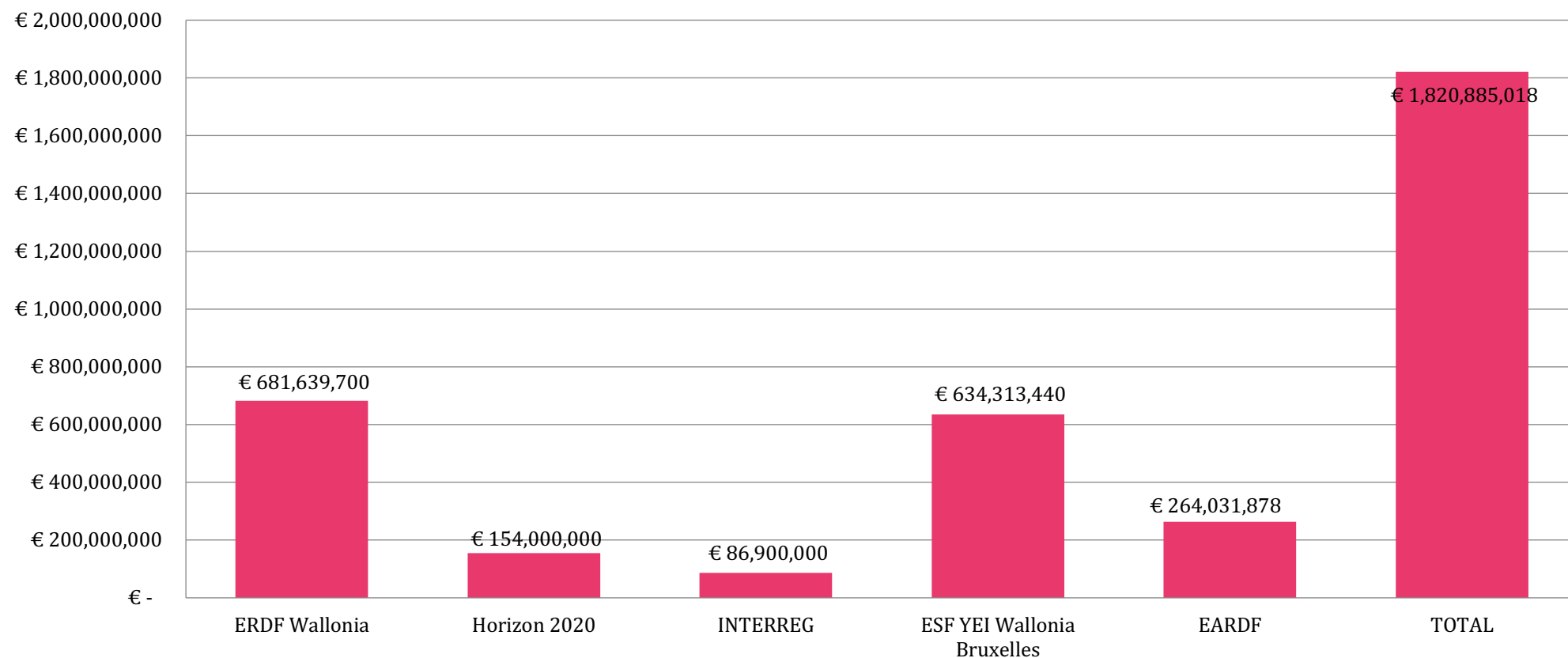


## « Programme Wallonie-2020.EU » ERDF

- ❑ [ESIF & ERDF 2014-2020](#)
- ❑ [INNOVATION 2020](#)
- ❑ [SMART SPECIALISATION](#)
- ❑ [FINANCIAL SUPPORT](#)
- ❑ [MORE INFORMATION](#)

# 1. ESIF 2014-2020 IN WALLONIA

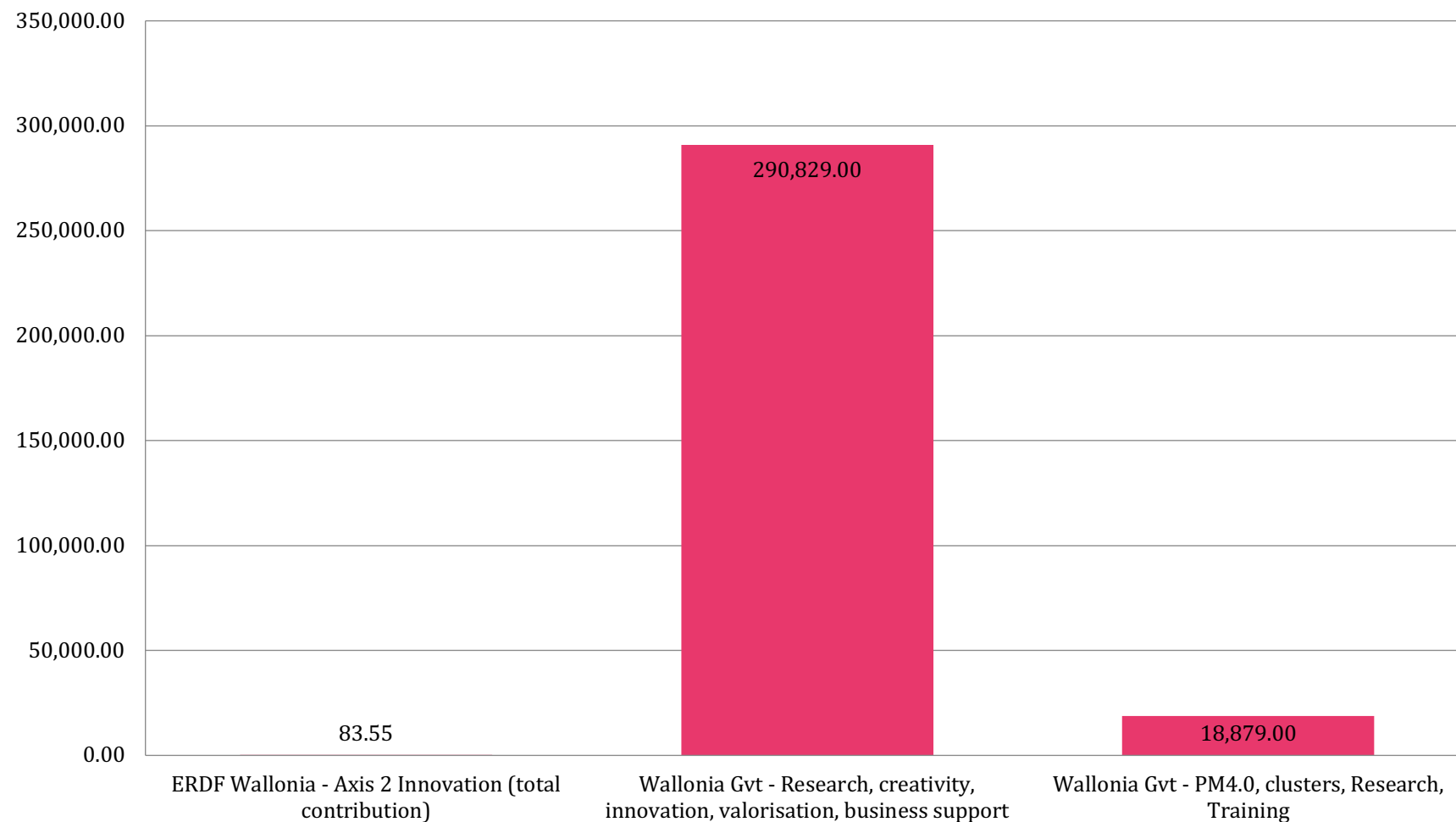
## ESIF Funds Wallonia 2014-2020



Horizon 2020: figures until October 2017

# 1. AVAILABLE BUDGET 2018 FOR R&I: ERDF, WALLONIA BUDGET & PLAN MARSHALL 4.0

## Available Budget (2018 figures, € Million)



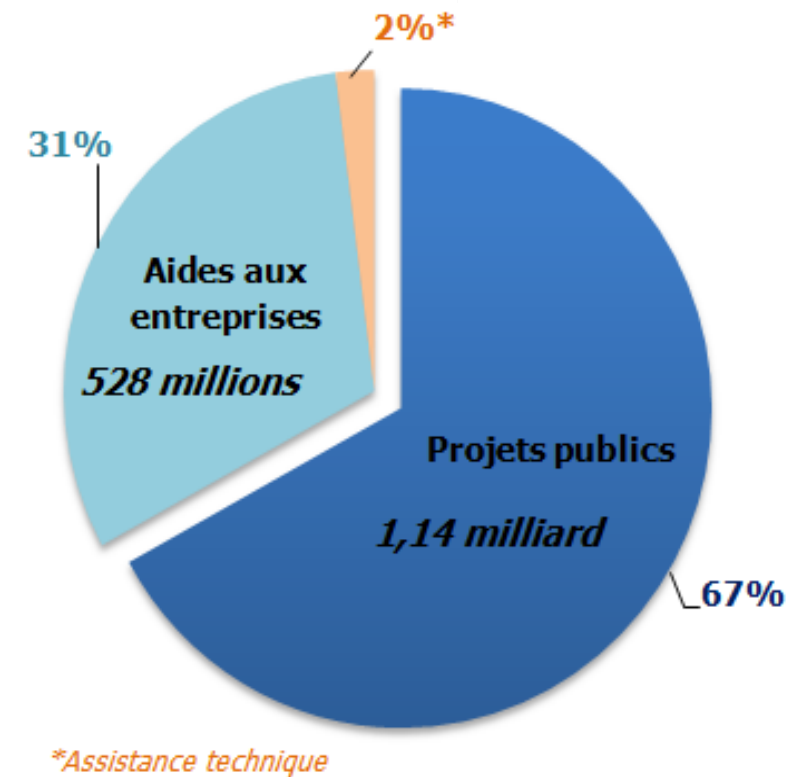
- Walloon Brabant in the category “**more developed regions**”:  
€ 62,711,646 total funding of which € 25,084,586 ERDF
- The rest of Wallonia in the category “**regions in transition**”:  
€ 1,641,387,786 total funding of which € 656,555,115 ERDF
- **Challenges:**
  - Increased productivity
  - Stimulation of value-adding activities
  - Transition to an economy of knowledge
  - Valorisation of research and innovation
  - Improvement of the quality of the workforce and its adequacy to the needs of companies
  - Revitalization of urban centres

# 1. ERDF 2014-2020 IN WALLONIA

ERDF	Thematic objective	Transition regions	More developed regions
<b>Axis 1 – Economy 2020</b>	OT 3, OT 6	€ 190.400.983	€ 6.020.301
<b>Axis 2 – Innovation 2020</b>	OT 1	€ 164.138.779	€ 11.789.755
<b>Axis 3 – Territorial intelligence 2020</b>	OT 6	€ 124.001.621	-
<b>Axis 4 – Transition to a low carbon economy</b>	OT 4	€ 104.552.918	€ 5.016.917
<b>Axis 5 – Development of urban centres 2020</b>	OT 4, OT 6	€ 34.067.507	-
<b>Axis 6 – Skills 2020</b>	OT 10	€ 26.262.205	€ 1.755.921
<b>Axis 7 – Technical assistance</b>		€ 13.131.102	€ 501.692
<b>TOTAL</b>		<b>€ 656.555.115</b>	<b>€ 25.084.586</b>

## Public projects and business support

- 20 measures for **public projects** – Selected by public calls
- 7 measures (Axis 1, 2 & 4) to **support business** – Directly intended for walloon companies:
  - Investments
  - Research support
  - Financial tools (equity investments, loans, micro-credits)



## Selection process (only for public projects)

- By an **independant Task Force**:
  - Entrepreneurs and academics
  - Makes recommendations to the Government
- **Government commitment: not to stray from Task Force recommendations for more than 5% of budget (by Axis)**
- Public projects submitted after 3 public calls:
  - Number of projects: 1.349
  - Amount requested: € 3.945.298.981
- Selection decision of Task Force and Government:
  - Number of projects: 522
  - Amount selected: € 1.132.222.321

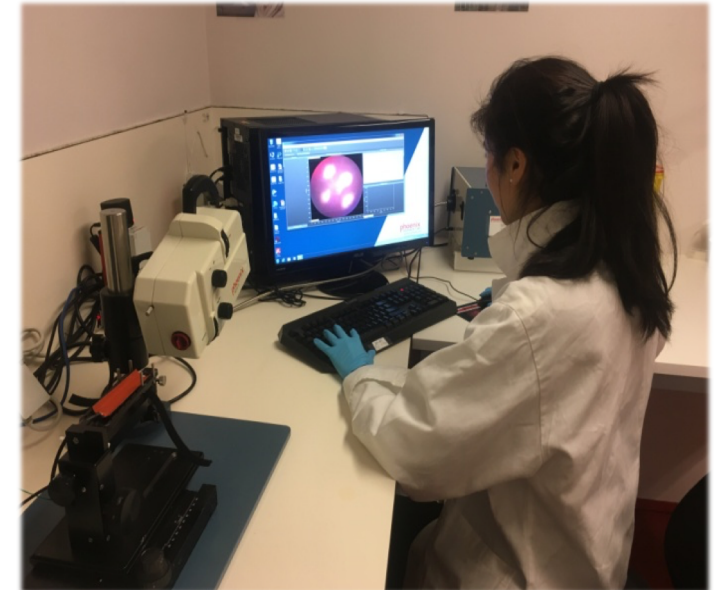
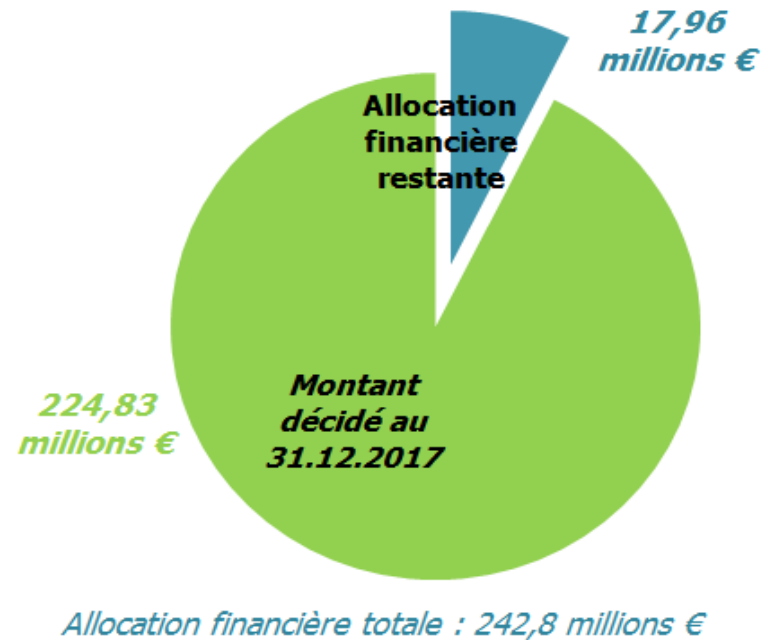


## **2. INNOVATION 2020**

- **ERDF provides a platform to enable Walloon stakeholders to participate in other EU programmes and initiatives** as Horizon 2020, COSME or the European Innovation Partnerships (PEI).
- It is an essential axis for **deepening the process of smart specialisation** in Wallonia
- Mixed approach between requests and needs of SMEs (**demand pull**: intensification of RDI in companies, open innovation) and technological offer (**technology push**: strengthening RDI capacities of research organisations, increased collaboration between research actors and companies)

- This axis supports:
  - **Acquisition of state-of-the-art technological equipment:** an investment that helps maintain and strengthen positioning of Walloon organisations in the RDI market
  - The **implementation of research projects:** industry-oriented, creating economic value and responding to identified needs among Walloon companies, in particular SMEs
  - **Developing working space and demonstration equipment for research centres.** This strengthens their link with the entrepreneurial environment, by allowing them to present their technological advances and the products of their research to companies.
  - **The development of Walloon creative hubs:** financing infrastructure and investing in the offer of services within the hubs.

- At the end of 2017: 92.50% of the total financial allocation for public projects was covered



- This support has already enabled a little more than 300 researchers to be affected to projects as full time equivalent.

### **3. SMART SPECIALISATION**

Smart specialisation in Wallonia sets:

- priorities and concentration of efforts around **key themes corresponding to the fields of action of clusters**
- **transversal axes to stimulate new dynamics of innovation** within the chains of value:
  - Stimulation of innovation including ICT, with emphasis on **industrial valorisation**
  - Involvement of potential SMEs in industrial and innovation dynamics and support for the **creative economy**
  - Development of the **circular economy**
  - **Internationalisation** of industrial & innovative actors

- Among the 28 portfolios selected, the following priority **themes are covered**:

	# Projects	Allocated amount	Consumed amount (end of 2017)
Industrial process & new materials	99 projects (45%)	€ 226.755.922 *	€ 2.062.390 *
Digital technologies	59 projects (27%)		
Health and nutrition	29 projects (13%)		
Creativity	26 projects (12%)		
Sustainable development, construction and sustainable energy	8 projects (3%)		

\* Total funds, both in transition zone as in more developed zone

- All projects value **interactions between actors**:
  - At the transnational level (synergies with INTERREG)
  - In terms of scientific and technological expertise (universities, research centers, etc.)
- The results of ERDF research projects enable to **identify new needs** in the economy. Based on these, **new projects are launched** in the framework of regional funds through clusters (**PM 4.0 calls for projects**).

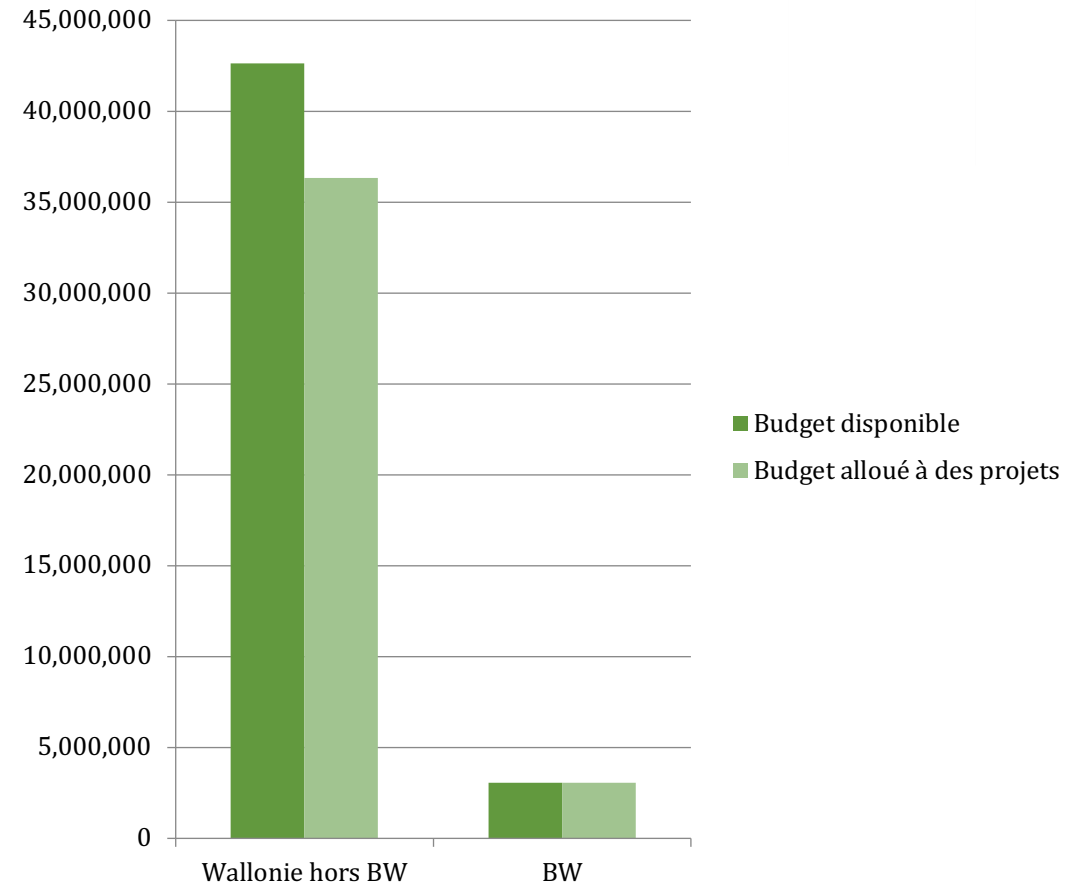




## **4. FINANCIAL SUPPORT**

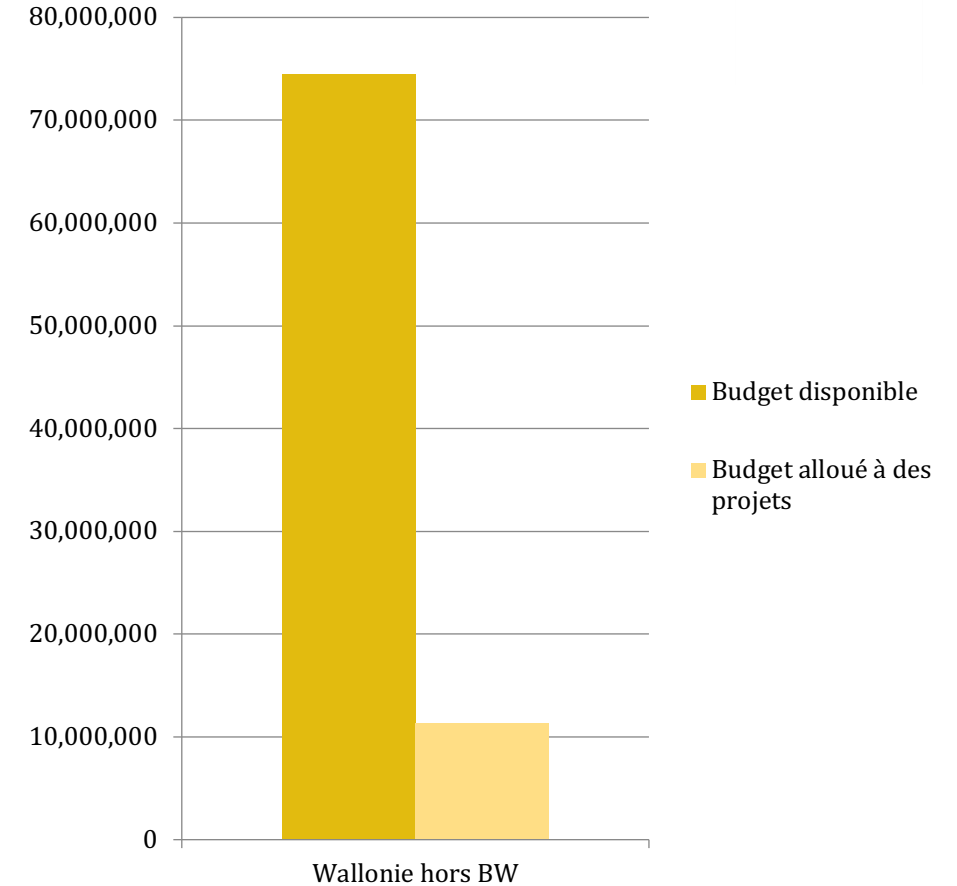
## 4. FINANCIAL SUPPORT

- **Requests are introduced by SMEs throughout the programming period.** If they meet the eligibility criteria, projects can be selected depending on budget availability
- At the end of 2017:
  - For COOTECH:
    - Decision rate was 86,20% of the available budget (99,53% in the more developed region and 85,25% in transition regions)
    - 14 research projects carried by at least 2 companies
    - 24 partner companies in one or more projects (28 SMEs & 2 large companies)
    - € 68,3 millions in planned investments including € 39,4 millions ERDF

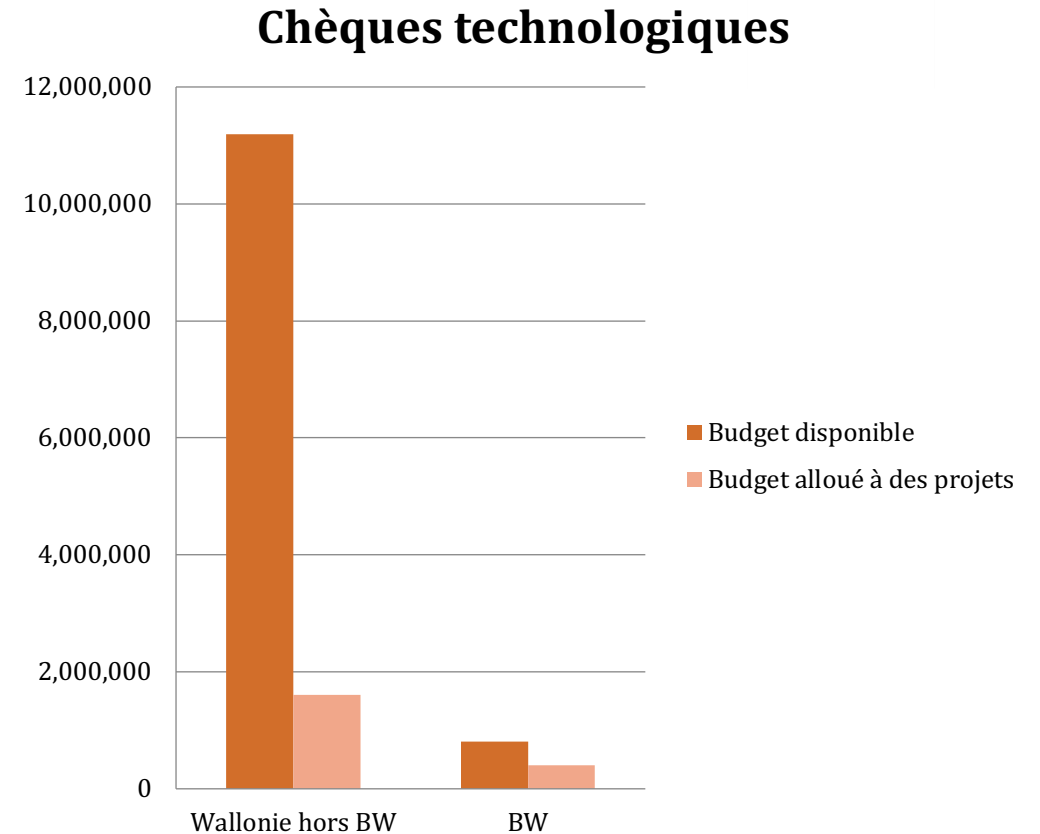


### For COPILOT:

- 15,17% of the available budget. Since 2018, financial support is granted after a call for public projects
- 2 demonstrators & pilot units funded
- 4 companies supported (2 SMEs & 2 large companies)
- € 18,4 millions in planned investments including € 11,3 millions ERDF

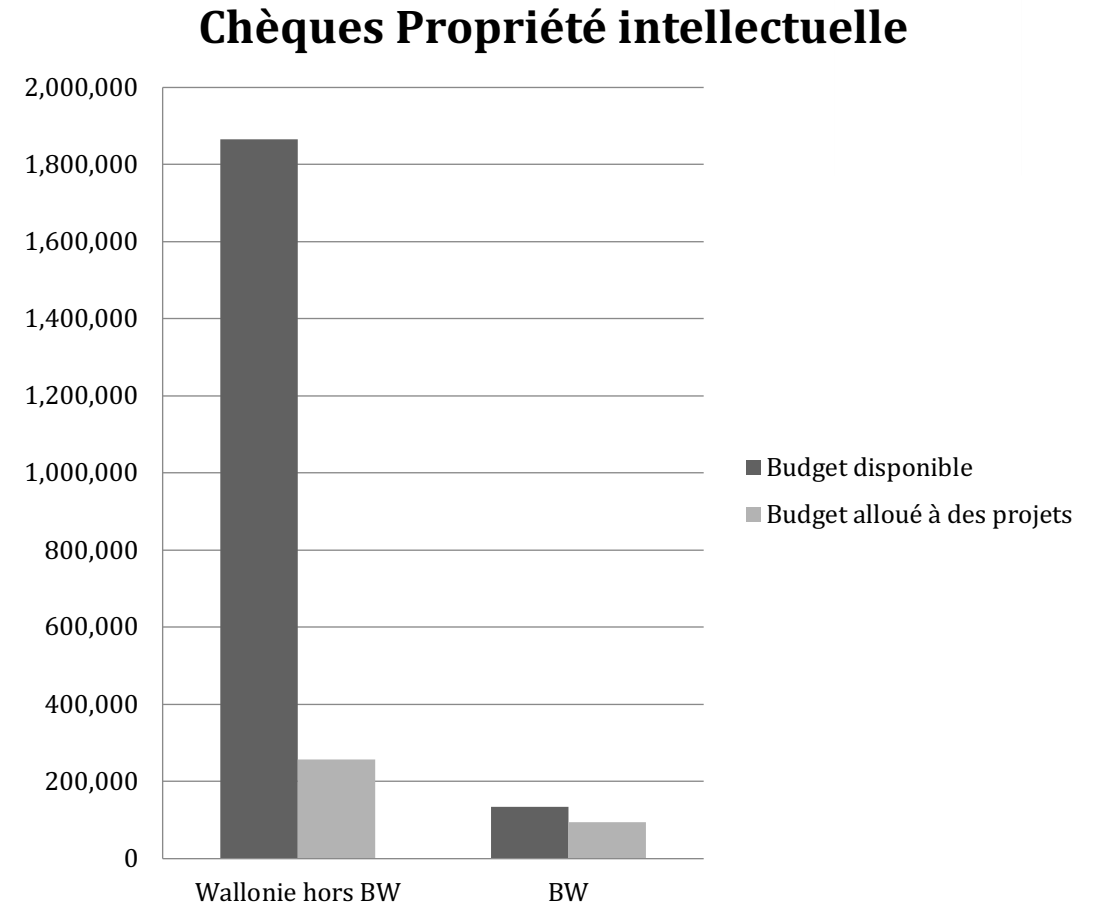


- **Technology and intellectual property cheques: requests are introduced by SMEs on a web site:** <https://www.cheques-entreprises.be/web/> and analysed by administration
- At the end of 2017:
  - For technology cheques:
    - 16,75% of the budget (€ 12 million) of technology cheques was allocated
    - 4.242 cheques allocated to 279 files (221 SMEs)
    - Services provided by 25 research centres: preliminary tests, calculations and analyses (26,9%), validation of processes, products of services (22,9%), prototyping (21%)



For intellectual property cheques:

- 17,57% of the budget (€ 2 million) of intellectual property cheques is allocated
- 380 cheques allocated to 60 files (36SMEs)
- Services provided by 6 actors: 52% to determine whether an invention is patentable or not.



The background consists of several large, overlapping triangles in a light green color against a white background. The triangles are arranged in a way that creates a central white space, resembling a stylized 'X' or a star shape. The green triangles are solid and have sharp edges.

## **5. MORE INFORMATION**

## 5. MORE INFORMATION

- Web site WALEUROPE: <http://europe.wallonie.be/>
- « En mieux » web site (2014-2020 programmation ERDF & ESF): <http://www.enmieux.be/>
- Financial support: <http://www.enmieux.be/aides>
- Europe in Belgium web site: <http://www.europeinbelgium.be/fr/>



LE FONDS EUROPÉEN DE DÉVELOPPEMENT RÉGIONAL  
ET LA WALLONIE INVESTISSENT DANS VOTRE AVENIR

## Thank you for your attention

Véronique Lesne [veronique.lesne@spw.wallonie.be](mailto:veronique.lesne@spw.wallonie.be) +32 (0)81/32.13.28

Department of the Coordination of Structural Funds  
Direction of Animation and Evaluation

---